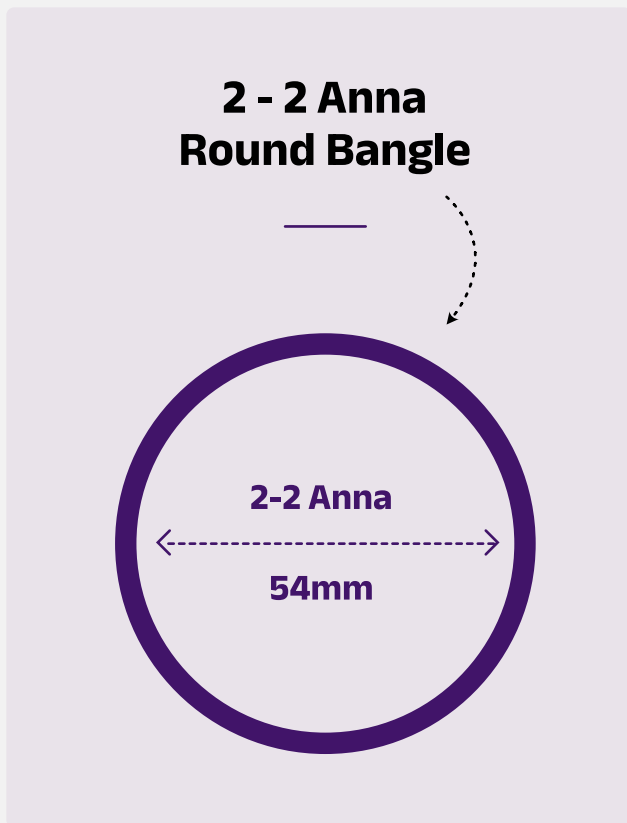


## Round Bangle Size Guide

Measure the inner diameter of a bangle you own.  
Use the following chart to determine your bangle size.




Bangle Size ( Anna )		Diameter ( mm )
2 - 0	—————→	50.80
2 - 1	—————→	52.40
2 - 2	—————→	54.00
2 - 3	—————→	55.60
2 - 4	—————→	57.20
2 - 6	—————→	58.70
2 - 7	—————→	60.30
2 - 8	—————→	61.90
2 - 9	—————→	63.50
2 - 10	—————→	65.10
2 - 11	—————→	66.70
2 - 12	—————→	68.30

## IF YOU DON'T HAVE A BANGLE ?

Measure your hand. For this you will need a measuring tape or a piece of paper and a ruler.


### STEP 01

Bring your thumb and little finger together and measure where your hand is the widest as shown in the picture.



### STEP 02

Measure the length of the paper strip/thread with a ruler.



### STEP 03

Use the following chart to determine your bangle size

Bangle Size ( Anna )	Circumference ( mm )
2-2	169.4
2-4	179.6
2-6	189.5
2-8	199.4
2-10	209.3
2-12	219.5
2-14	229.4
3	239.3